

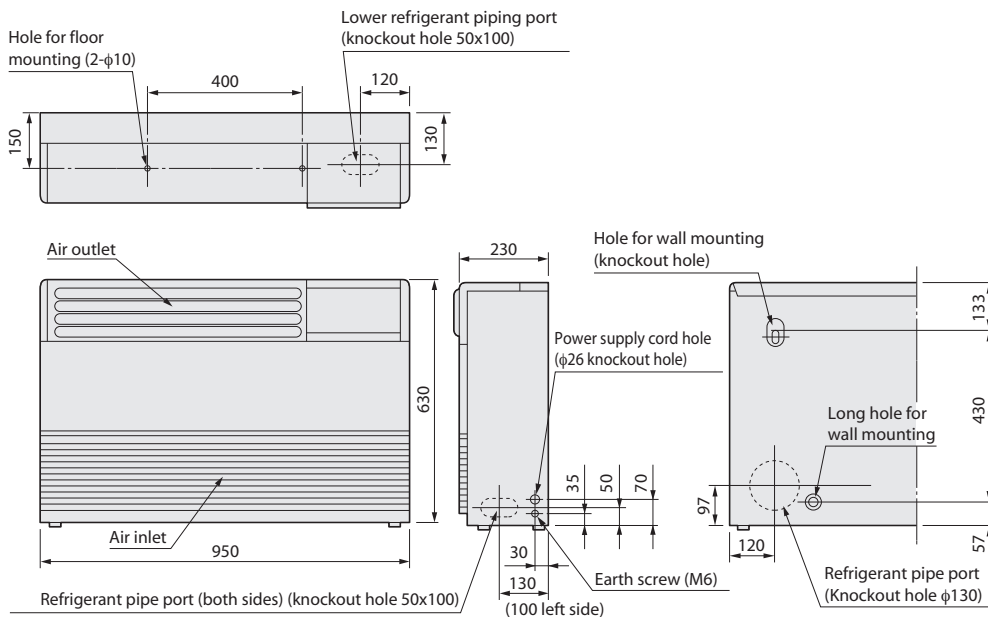


VRF Indoor Unit - Floor Mounted Console

- Suitable for refurbishment projects/small spaces
- Flexible refrigerant and drain piping (base, rear, left or right-hand side of the unit)
- Air distribution can be from front or top to suit the occupant's individual comfort requirements
- Wide choice of applications possible
- Compact space-saving unit design
- Rapid and flexible installation
- Designed for use with refrigerant R410A

The VRF Floor Mounted Console unit is perfect for refurbishment projects as it fits elegantly on the floor.

Indoor Unit	MML	AP0071H	AP0091H	AP0121H	AP0151H	AP0181H	AP0241H
Capacity code	hp	0.8	1	1.25	1.7	2	2.5
Cooling Capacity	kW	2.2	2.8	3.6	4.5	5.6	7.1
Heating Capacity	kW	2.5	3.2	4	5	6.3	8
Power Input	kW	0.056	0.056	0.092	0.092	0.102	0.102
Air flow (High/Medium/Low)	l/s	133/117/100	133/117/100	250/217/181	250/217/181	300/258/217	300/258/217
Sound Pressure Level (High/Medium/Low)	dB(A)	39/37/35	39/37/35	45/41/38	45/41/38	49/44/39	49/44/39
Dimensions, height x width x depth	mm	630x950x230	630x950x230	630x950x230	630x950x230	630x950x230	630x950x230
Weight	kg	37	37	37	37	40	40
Max. Operating Current	A	0.26	0.26	0.43	0.43	0.47	0.47
Starting Current	A	0.60	0.6	0.8	0.8	1.1	1.1
Suggested Fuse Size	A	3	3	3	3	3	3
Power Supply	V-ph-Hz	220/240-1-50	220/240-1-50	220/240-1-50	220/240-1-50	220/240-1-50	220/240-1-50



DIMENSIONS

Model MML-	A	B
AP0071H, AP0091H, AP0121H	09.5	06.4
AP0151H, AP0181H,	012.7	06.4
AP0241H	015.9	09.5

All data is based on Toshiba Nominal Conditions as described in the back of our standard price list.

VRF Indoor Unit - Floor Mounted Console



TOSHIBA
Leading Innovation >>>

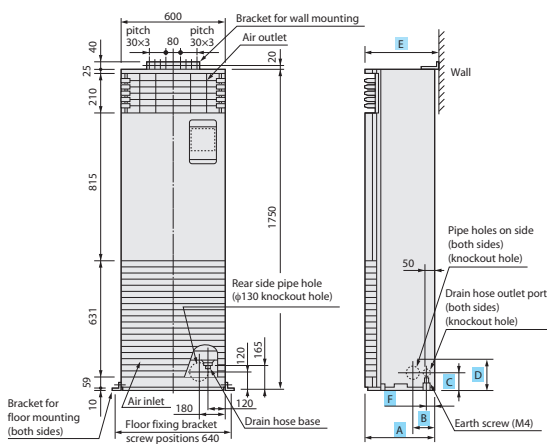
VRF Indoor Unit - Floor Mounted Cabinet

The VRF Floor Mounted Cabinet is particularly suitable for large rooms with low ceilings. The unit offers high air flow rates and superior air throw valves. It is the ideal solution for refurbishment projects.

- Compact space-saving dimensions
- Ideal for air conditioning of large rooms with low ceilings
- Units offer high air flow rates and superior air throw valves
- Wide air distribution angle to reach every corner of the room
- Large capacity range from 4.5 kW to 16 kW cooling and 5 kW to 18 kW heating
- Designed for use with refrigerant R410A


Indoor Unit	MMF	AP0151H	AP0181H	AP0241H	AP0271H
Capacity code	hp	1.7	2	2.5	3
Cooling Capacity	kW	4.5	5.6	7.1	8
Heating Capacity	kW	5	6.3	8	9
Power Input	kW	0.15	0.15	0.19	0.19
Air flow (High/Medium/Low)	l/s	250/217/183	250/217/183	333/283/233	333/283/233
Sound Pressure Level (High/Medium/Low)	dB(A)	46/43/38	46/43/38	49/45/40	49/45/40
Dimensions, height x width x depth	mm	1750x600x210	1750x600x210	1750x600x210	1750x600x210
Weight	kg	48	48	49	49
Max. Operating Current	A	0.67	0.67	0.88	0.88
Starting Current	A	0.9	0.9	1.1	1.1
Suggested Fuse Size	A	3	3	3	3
Power Supply	V-ph-Hz	220/240-1-50	220/240-1-50	220/240-1-50	220/240-1-50

Indoor Unit	MMF	AP0361H	AP0481H	AP0561H
Capacity code	hp	4	5	6
Cooling Capacity	kW	11.2	14	16
Heating Capacity	kW	12.5	16	18
Power Input	kW	0.28	0.35	0.35
Air flow (High/Medium/Low)	l/s	553/467/383	600/517/433	600/517/433
Sound Pressure Level (High/Medium/Low)	dB(A)	51/48/44	54/50/46	54/50/46
Dimensions, height x width x depth	mm	1750x600x390	1750x600x390	1750x600x390
Weight	kg	65	65	65
Max. Operating Current	A	1.29	1.6	1.6
Starting Current	A	1.7	2.1	2.1
Suggested Fuse Size	A	3	3	3
Power Supply	V-ph-Hz	220/240-1-50	220/240-1-50	220/240-1-50



Model	MMD-	A	B	C	D	E	F
AP0151H to AP0271H		200	107	132	157	210	50
AP0361H to AP0561H		380	125	120	160	390	40

MMF-AP0151H, AP0181H, AP0241H, AP0271H, MMF-AP0361H, AP0481 and AP0561H



VRF Indoor Unit - Floor Mounted Cabinet

